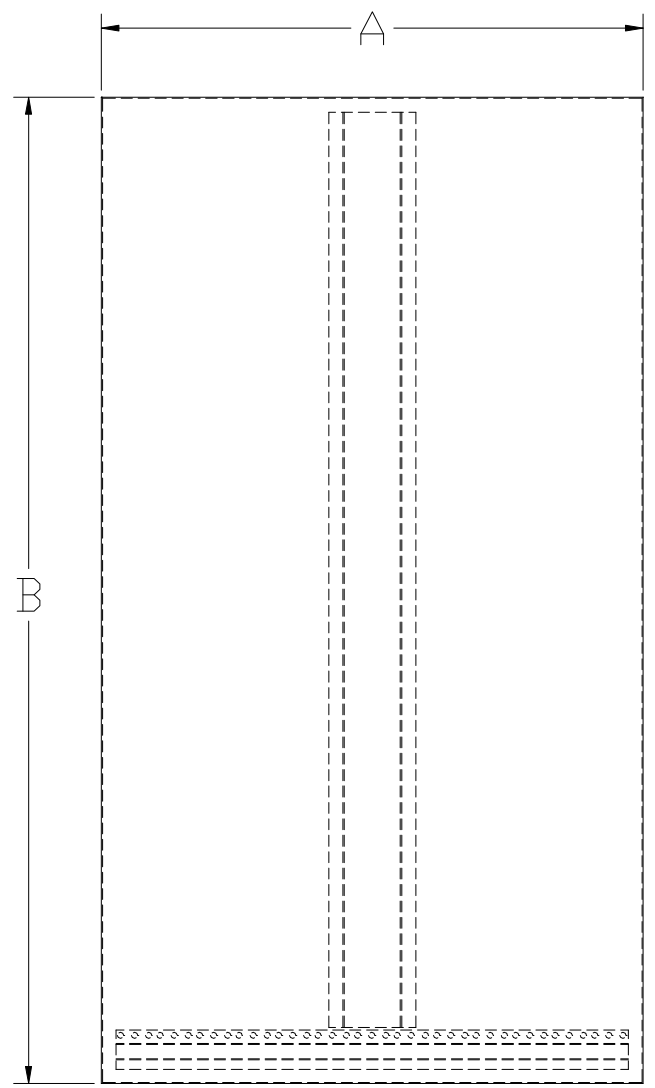
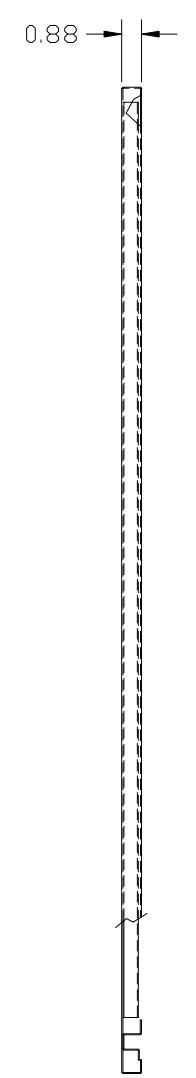


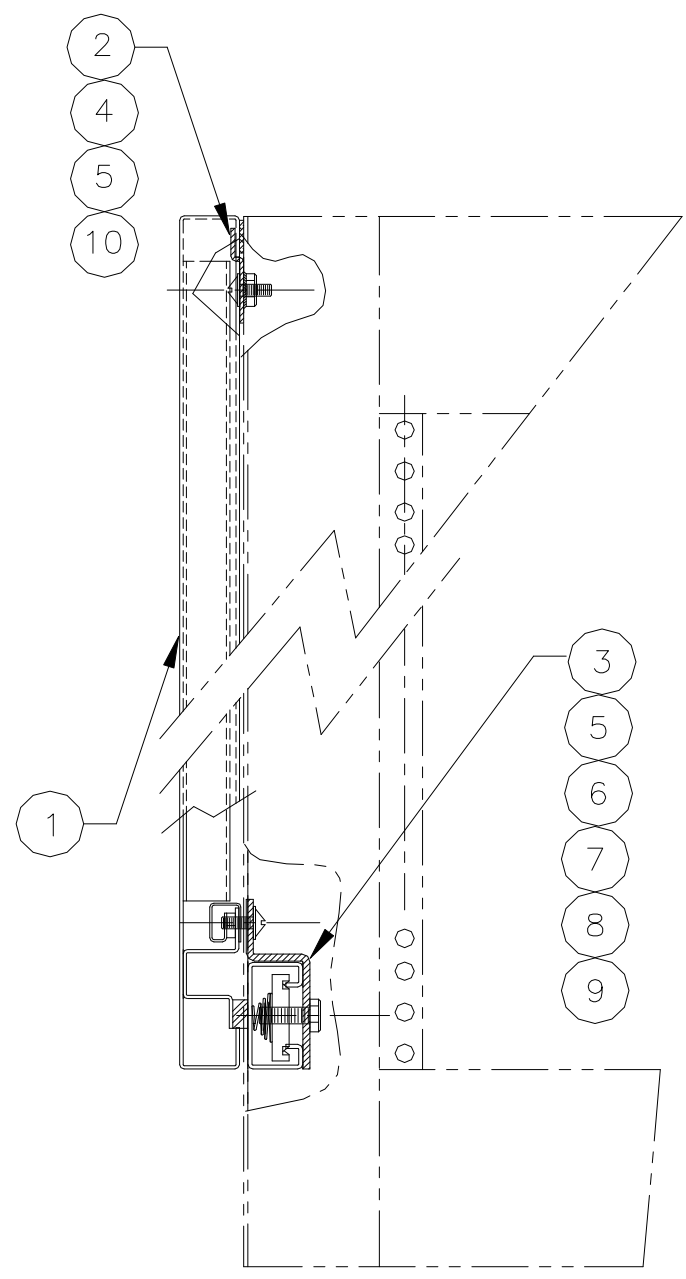
TOP VIEW



FRONT VIEW



SIDE VIEW



PART.#	A	B
#7705	24.00	25.81
#7241	24.00	45.06
#7242	24.00	66.06
#7243	24.00	73.06
#7244	24.00	80.06
#9240	30.00	25.81
#9241	30.00	45.06
#9242	30.00	66.06
#9243	30.00	73.06
#9244	30.00	80.06

A/R	QTY REQ'D	PART OR IDENTIFYING NO.	NOMENCLATURE OR DESCRIPTION	MATERIAL SPECIFICATION	ITEM
A/R			OPEN CELL GASKET		10
A/R			MAGNETIC STRIP		9
4		#9969	STRUT NUT #1/4-20		8
4		#9996	HEX HEAD BOLT #1/4-20 X 3/4 LG.		7
4		#9994	SLIP-ON BASKET NUT #10-32		6
12		#9997	TRUSS HEAD M. S. #10-32 X1/2 LG.		5
8			KEP NUT #10-32		4
4		#9711-02	BOTTOM BRACKET	12 GA CRS	3
4		#9711-01	TOP BRACKET	16 GA CRS	2
2		SEE PART#	LIFT-OFF SOLID SIDE	18 GA CRS	1

UNLESS OTHERWISE SPECIFIED DIMENSIONS ARE IN INCHES TOLERANCES ARE:		ACAD DWG NO.		LIFT-OFF SOLID		CALIFORNIA CHASSIS, INC.		3356 E. LA PALMA AVENUE ANAHEIM, CALIFORNIA 92806 (714) 666-8511 FAX (714) 666-8509	
FRACTIONS ± 1/16"		DECIMALS .XX ± .03 .XXX ± .015		ANGLES ± 1°		APPROVALS		DATES	
NEXT ASSY		USED ON		MATERIAL: 18 GA CRS		DRAWN: RAUDEL M		06/25/01	
APPLICATION		FINISH: SEE SALE ORDER		ISSUED		CHECKED		SIZE: FSCM NO. D 00675	
DO NOT SCALE DRAWING		SCALE: NTS		DWG. NO. SOLID SIDE		REV. A		SHEET: 1 OF 1	

THIS DOCUMENT AND THE DRAWINGS AND TECHNICAL DATA CONTAINED HEREON ARE THE PROPERTY OF CALIFORNIA CHASSIS INC. REPRODUCTION OR DISSEMINATION IN ANY FORM EXCEPT AS EXPRESSLY AUTHORIZED BY THE OWNER IS FORBIDDEN. THE HOLDER AGREES TO RETURN THIS DOCUMENT TO THE OWNER ON DEMAND.

Copyright by California Chassis Inc.