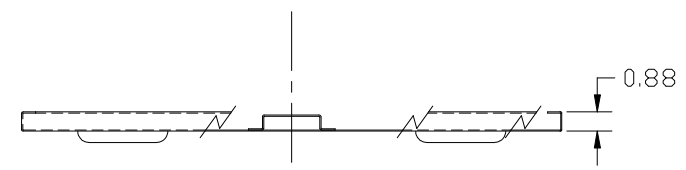
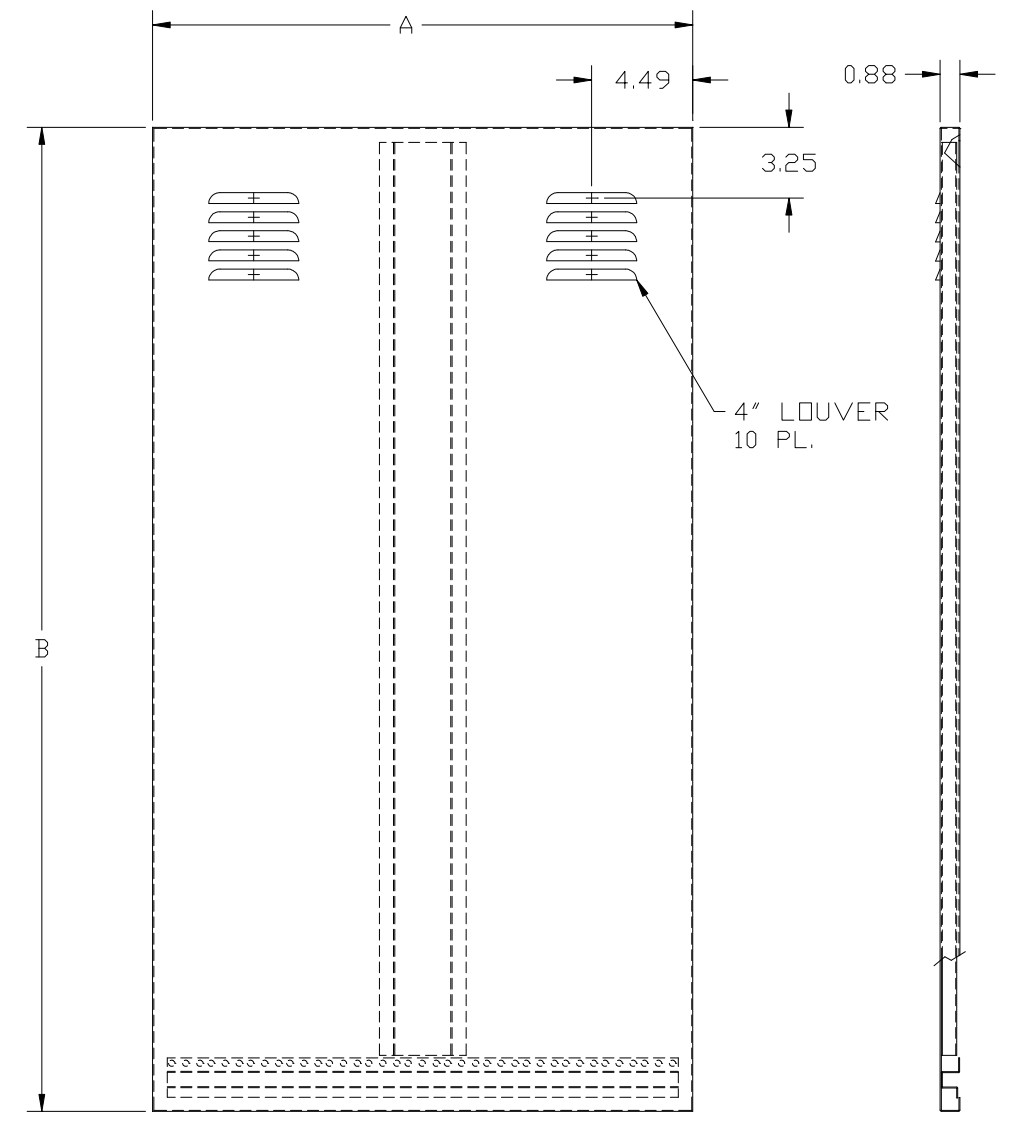


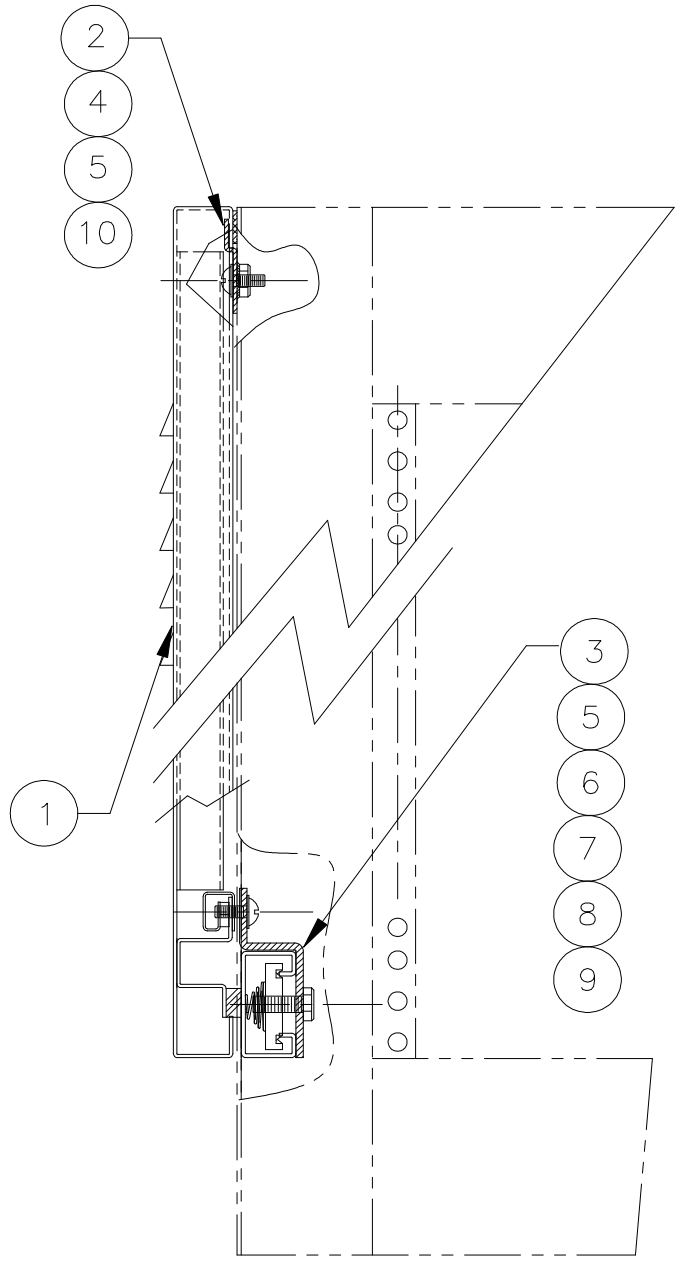
DWG. NO. LOUVER SIDE		SHEET 1	REV. A	1
REVISIONS				
ZONE	REV.	DESCRIPTION	DATE	APPROVED
	A	INITIAL RELEASE	06/25/01	



TOP VIEW



FRONT VIEW



SIDE VIEW

PART.#	A	B
#7706	24.00	25.81
#7251	24.00	45.06
#7252	24.00	66.06
#7253	24.00	73.06
#7254	24.00	80.06
#9250	30.00	25.81
#9251	30.00	45.06
#9252	30.00	66.06
#9253	30.00	73.06
#9254	30.00	80.06

QTY REQ'D	FSCM NO.	PART OR IDENTIFYING NO.	NOMENCLATURE OR DESCRIPTION	MATERIAL SPECIFICATION	ITEM
A/R			OPEN CELL GASKET		10
A/R			MAGNETIC STRIP		9
4		#9969	STRUT NUT #1/4-20		8
4		#9996	HEX HEAD BOLT #1/4-20 X 3/4 LG.		7
4		#9994	SLIP-ON BASKET NUT #10-32		6
12		#9997	TRUSS HEAD M. S. #10-32 X1/2 LG.		5
8			KEP NUT #10-32		4
4		#9711-02	BOTTOM BRACKET	12 GA CRS	3
4		#9711-01	TOP BRACKET	16 GA CRS	2
2		SEE PART#	LIFT-OFF SOLID SIDE	18 GA CRS	1

UNLESS OTHERWISE SPECIFIED DIMENSIONS ARE IN INCHES		ACAD DWG NO.		3356 E. LA PALMA AVENUE	
TOLERANCES ARE:		LIFT-OFF LOUVER		ANAHEIM, CALIFORNIA 92806	
FRACTIONS	DECIMALS	ANGLES	APPROVALS	DATES	3356 E. LA PALMA AVENUE
± 1/16"	.XX ± .03	± 1°		06/25/01	ANAHEIM, CALIFORNIA 92806
	.XXX ± .015		DRAWN		(714) 666-8511
NEXT ASSY	USED ON	MATERIAL:	RAUDEL M		FAX (714) 666-8509
		18 GA CRS	CHECKED		
APPLICATION		FINISH:	ISSUED		
		SEE SALE ORDER			
DO NOT SCALE DRAWING			SIZE:	FSCM NO.	DWG. NO.
			D	00675	LOUVER SIDE
			SCALE: NTS	SHEET: 1	OF 1

THIS DOCUMENT AND THE DRAWINGS AND TECHNICAL DATA CONTAINED HEREON ARE THE PROPERTY OF CALIFORNIA CHASSIS INC. REPRODUCTION OF DISSEMINATION IN ANY FORM EXCEPT AS EXPRESSLY AUTHORIZED BY THE OWNER IS FORBIDDEN. THE HOLDER AGREES TO RETURN THIS DOCUMENT TO THE OWNER ON DEMAND.

Copyright by California Chassis Inc.