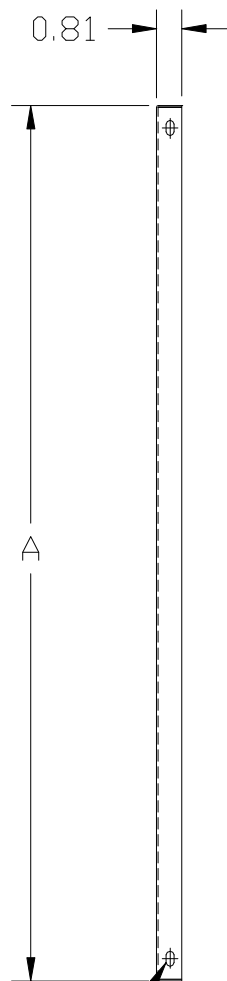

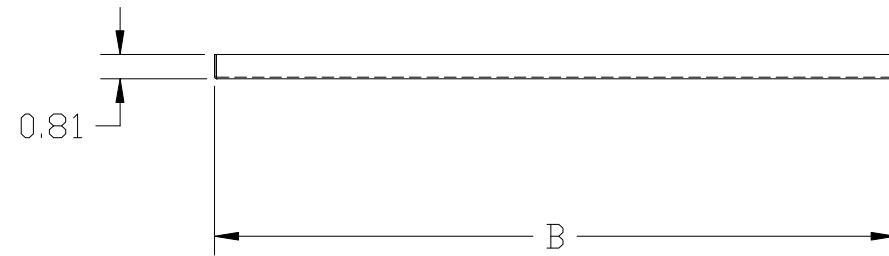


DWG. NO. SOLID SIDE		SHEET 1	REV. A	1
REVISIONS				
ZONE	REV.	DESCRIPTION	DATE	APPROVED
	A	INITIAL RELEASE	06/25/01	



.25 X .50 OBR.  
2 PL. TYP.

PART.#	A	B	QTY.
#9140	19.50	21.94	2
#9141	18.53	21.94	4
#9142	29.03	21.94	4
#9143	32.53	21.94	4
#9144	36.03	21.94	4
#9144AVB	36.97	21.94	4
#7140	19.50	15.94	2
#7141	18.53	15.94	4
#7142	29.03	15.94	4
#7143	32.53	15.94	4
#7144	36.03	15.94	4

QTY REQ'D		FSCM NO.	PART OR IDENTIFYING NO.	NOMENCLATURE OR DESCRIPTION	MATERIAL SPECIFICATION	ITEM
UNLESS OTHERWISE SPECIFIED DIMENSIONS ARE IN INCHES TOLERANCES ARE:		ACAD DWG NO. SOLID SIDE		CALIFORNIA CHASSIS, INC. 3356 E. LA PALMA AVENUE ANAHEIM, CALIFORNIA 92806 (714) 666-8511 FAX (714) 666-8509		
FRACTIONS ± 1/16"	DECIMALS .XX ± .03 .XXX ± .015	ANGLES ± 1°	APPROVALS	DATES	FLUSH SIDE PANELS SOLID	
NEXT ASSY	USED ON	MATERIAL: 18 GA CRS	DRAWN RAUDEL M	06/25/01	SIZE: D FSCM NO. 00675 DWG. NO. SOLID SIDE REV. A	
APPLICATION	FINISH: SEE SALE ORDER	ISSUED	CHECKED		SCALE: NTS SHEET: 1 OF 1	
THIS DOCUMENT AND THE DIMENSIONS AND TECHNICAL DATA CONTAINED HEREON ARE THE PROPERTY OF CALIFORNIA CHASSIS INC. REPRODUCTION OR USE WITHOUT THE WRITTEN PERMISSION OF CALIFORNIA CHASSIS INC. IS EXPRESSLY FORBIDDEN. THE HOLDER AGREES TO RETURN THIS DOCUMENT TO THE OWNER ON DEMAND.		DO NOT SCALE DRAWING		Copyright by California Chassis Inc.		