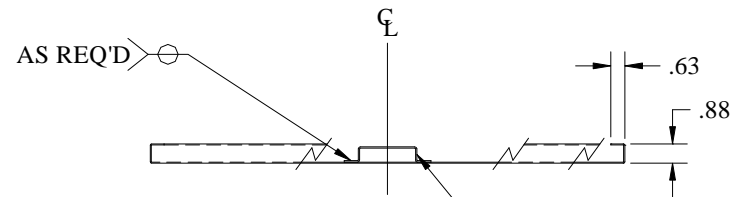
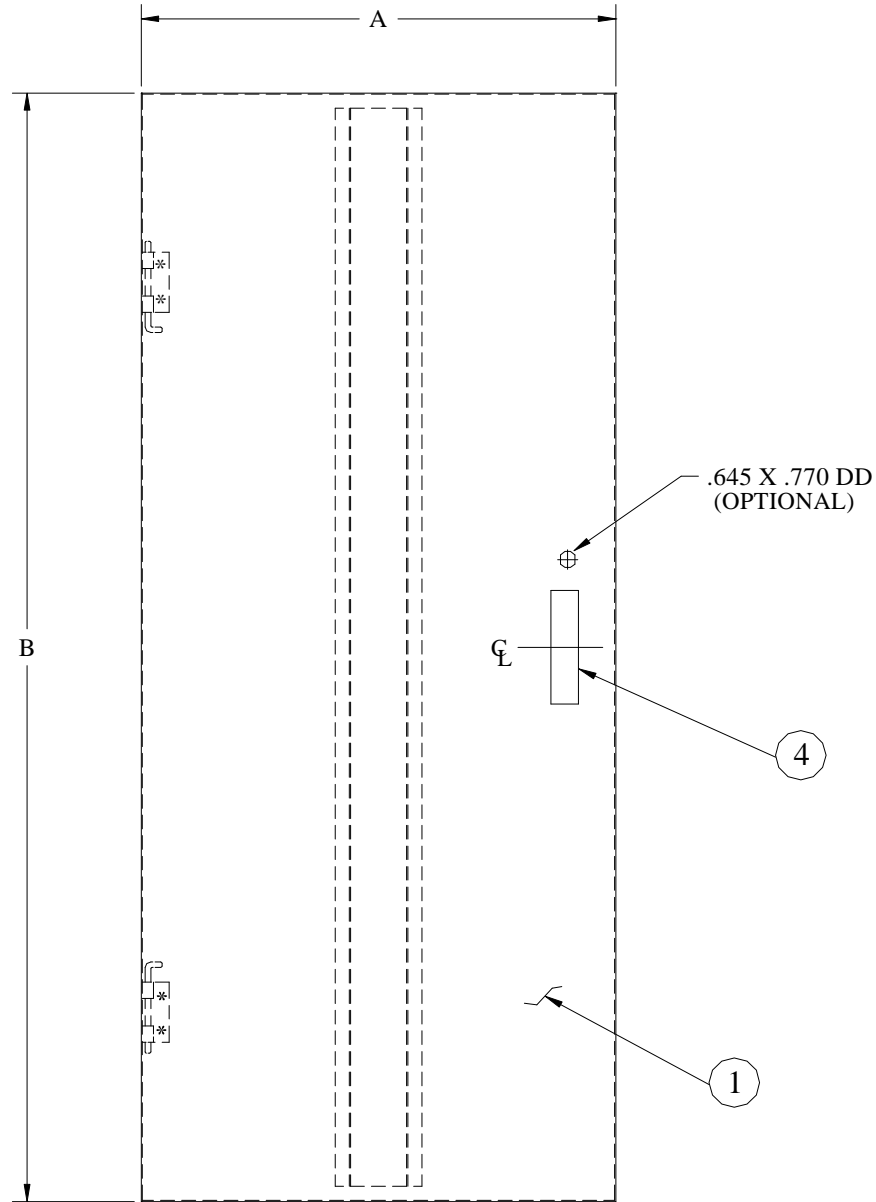



DWG. NO.	FACE MTG DOOR	SHEET	1	REV.		1
REVISIONS						
ZONE	REV.	DESCRIPTION	DATE	APPROVED		
		INITIAL RELEASE	08/22/01			



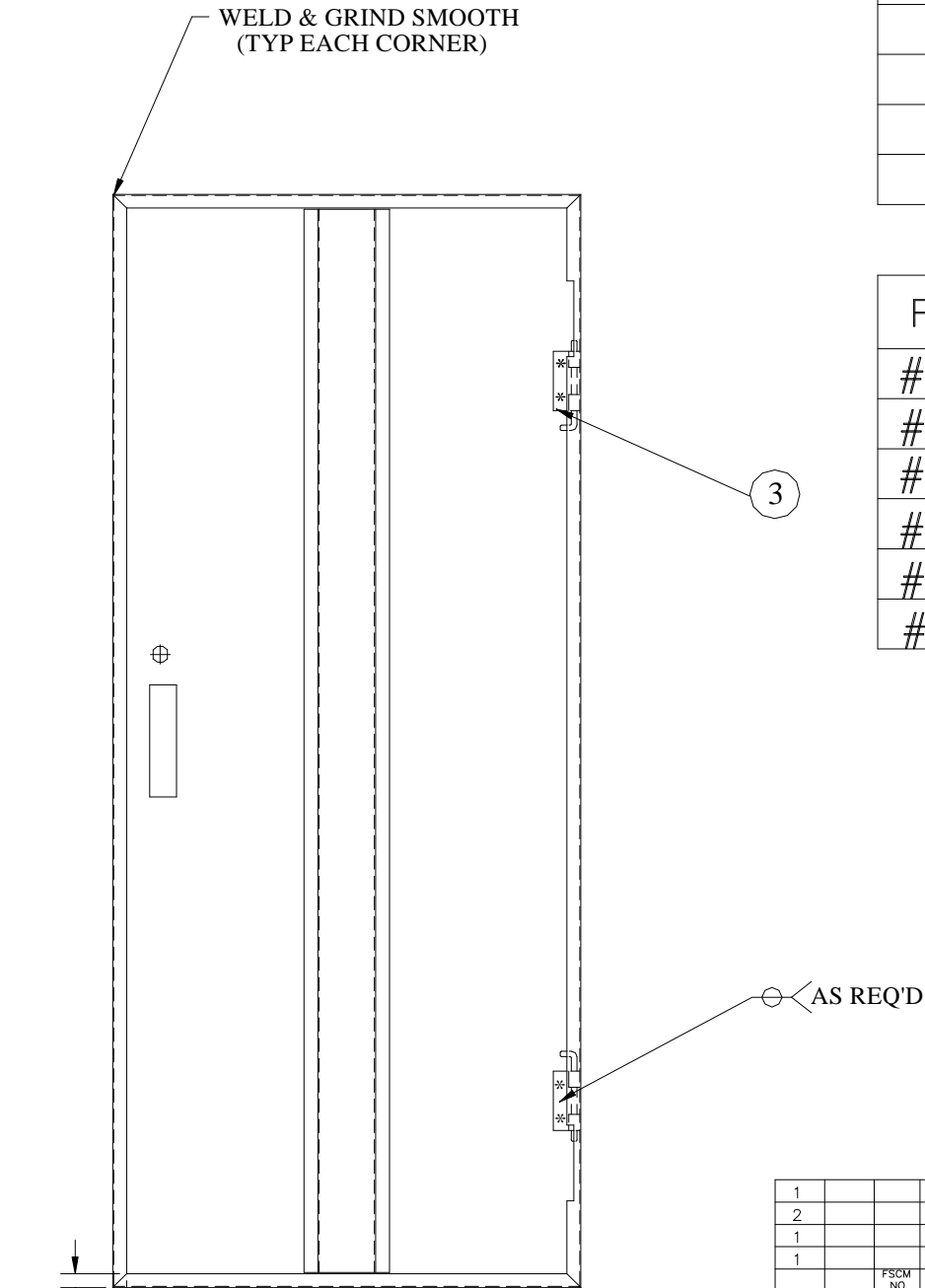
TOP VIEW



FRONT VIEW



SIDE VIEW



REAR VIEW

PART.#	A	B
#9220	21.09	24.31
#9221	21.09	43.56
#9222	21.09	64.56
#9223	21.09	71.56
#9224	21.09	78.56
#9224AVB	21.09	80.31

PART.#	A	B
#9220-23	25.09	24.31
#9221-23	25.09	43.56
#9222-23	25.09	64.56
#9223-23	25.09	71.56
#9224-23	25.09	78.56
#9224AVB-23	25.09	80.31

QTY REQ'D	PART OR IDENTIFYING NO.	NOMENCLATURE OR DESCRIPTION	MATERIAL SPECIFICATION	ITEM
1	#P2-52	PULL HANDLE		4
2	#9738	CANE BOLT HINGE		3
1	STD	STIFFENER	18 GA CRS	2
1	SEE PART#	FACE MTG DOOR, SOLID	18 GA CRS	1

UNLESS OTHERWISE SPECIFIED DIMENSIONS ARE IN INCHES TOLERANCES ARE:		ACAD DWG NO.		FACE MTG DOOR		CALIFORNIA CHASSIS, INC.		3356 E. LA PALMA AVENUE ANAHEIM, CALIFORNIA 92806 (714) 666-8511 FAX (714) 666-8509	
FRACTIONS ± 1/16"	DECIMALS .XX ± .03	ANGLES ± 1°	APPROVALS	DATES	FACE MTG DOOR, SOLID				
MATERIAL: 18 GA CRS			DRAWN: H. MEDINA	08/22/01					
FINISH: SEE SALE ORDER			CHECKED	ISSUED					
DO NOT SCALE DRAWING			SIZE: D		FSCM NO. 00675	DWG. NO. FACE MTG DOOR		REV. 1	
			SCALE: NTS		SHEET: 1 OF 1				

THIS DOCUMENT AND THE DRAWINGS AND TECHNICAL DATA CONTAINED HEREON ARE THE PROPERTY OF CALIFORNIA CHASSIS INC. REPRODUCTION OR DISSEMINATION IN ANY FORM EXCEPT AS EXPRESSLY AUTHORIZED BY THE OWNER IS FORBIDDEN. THE HOLDER AGREES TO RETURN THIS DOCUMENT TO THE OWNER ON DEMAND.

Copyright by California Chassis Inc.