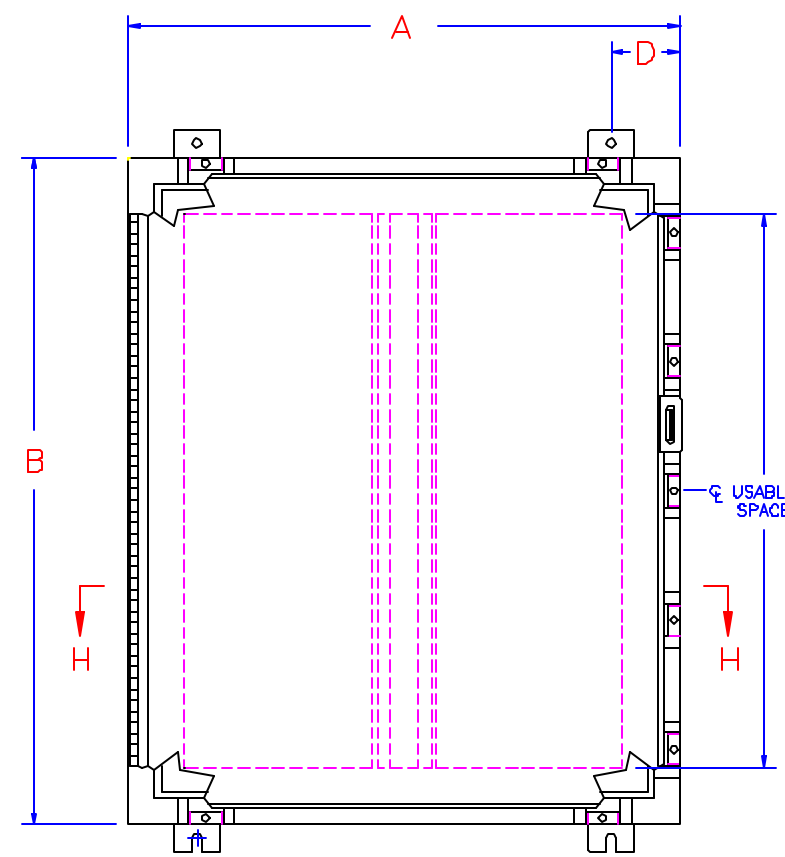
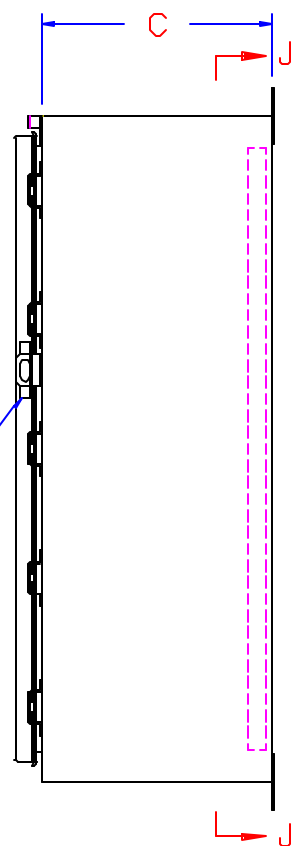


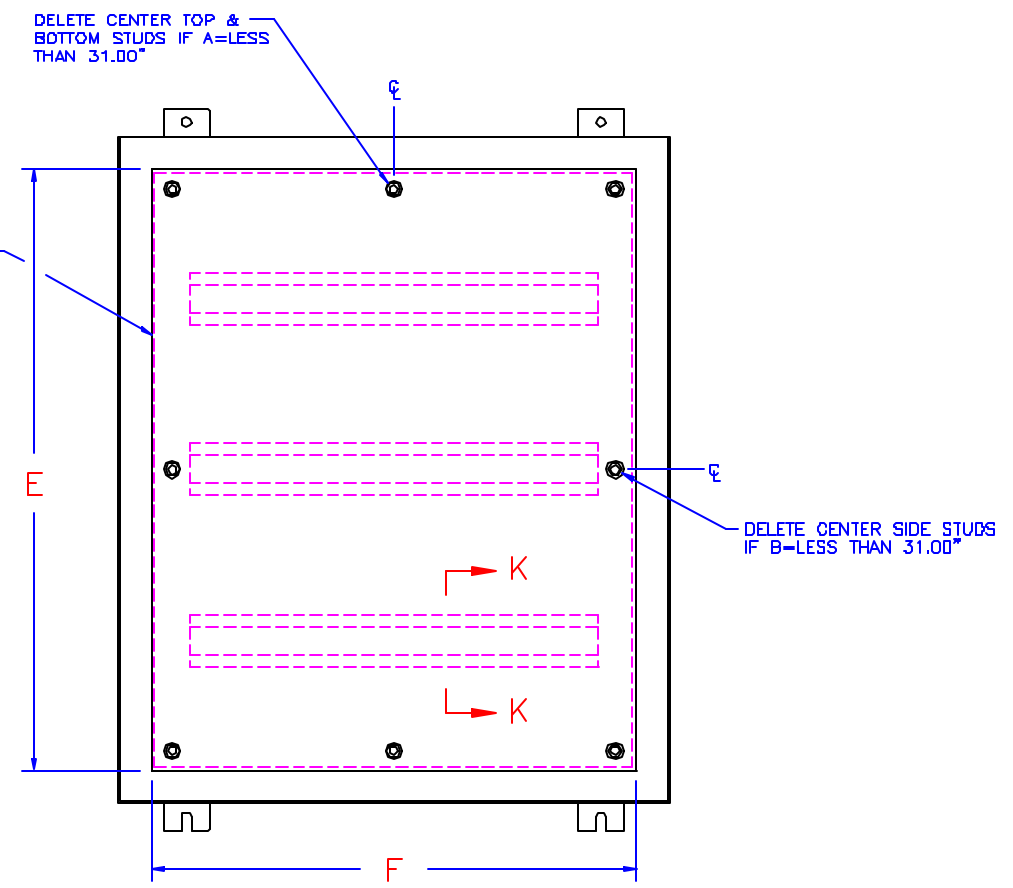
DWG NO 102211		SHEET 1	REV A	1
REVISIONS				
ZONE	REV.	DESCRIPTION	DATE	APPROVED
A		INITIAL RELEASE	04/04/95	



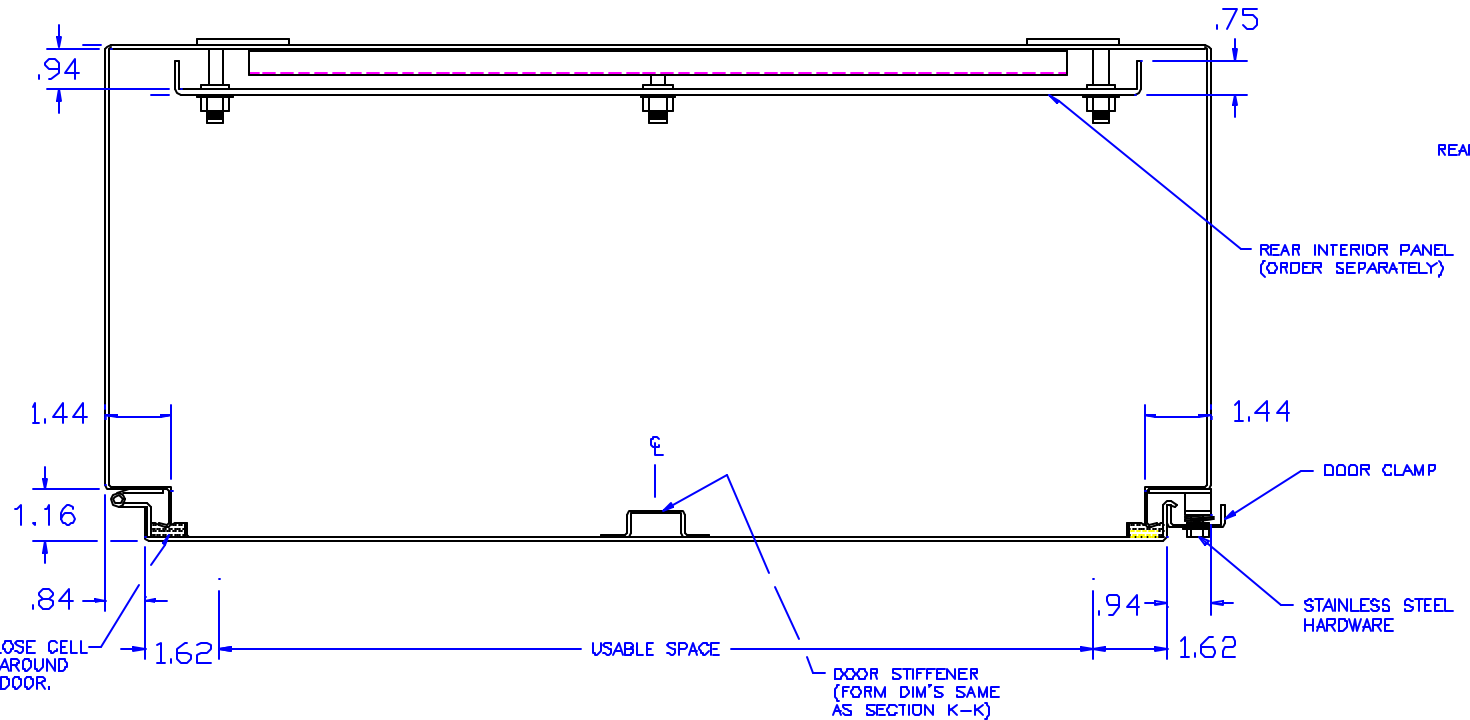
FRONT VIEW



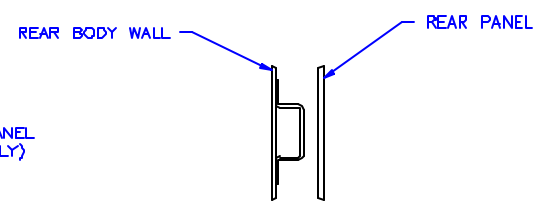
SIDE VIEW



SECTION J-J



SECTION H-H



SECTION K-K

NOTES: UNLESS OTHERWISE SPECIFIED

1. MATERIAL:  
A. BODY, DOOR, & STIFFENERS: 14 GA STAINLESS STEEL  
B. REAR INTERIOR PANEL: 12 GA STAINLESS STEEL  
C. MOUNTING FEET: 11 GA STAINLESS STEEL
2. BODY & DOOR ARE COMPLETELY SEAM WELDED.
3. DIM D=3.00 WHEN A IS 16.00 OR MORE.  
DIM D=1.25 WHEN A IS LESS THAN 16.00.
4. THE NUMBER OF DOOR CLAMPS REQUIRED DEPEND ON THE SIZE OF ENCLOSURE. CLAMPS ARE PROVIDED ALONG THREE SIDES OF THE DOOR, AND SPACING BETWEEN CLAMPS IS 15.00 MAXIMUM.

QTY REQ'D	FROM NO.	PART OR IDENTIFYING NO.	NOMENCLATURE OR DESCRIPTION	MATERIAL SPECIFICATION	ITEM
PARTS LIST					
UNLESS OTHERWISE SPECIFIED DIMENSIONS ARE IN INCHES TOLERANCES ARE			AGAD DWG NO 10221101	CALIFORNIA CHASSIS, INC. 3306 E. LA PALMA AVENUE ANAHEIM, CALIFORNIA 92808 (714) 686-8611 FAX (714) 686-8908	
FRACIONS 2/16	DECIMALS JXX ± .03 JXXX ± .015	ANGLES ± 1°	APPROVALS	SINGLE DOOR NEMA 4X (STAINLESS STEEL)	
MATERIAL			DRAWN H. NEDINA	DATE 04/04/95	
FINISH			CHECKED	ISSUED	
SEE NOTES.			SCALE: 1"=4"		
CUSTOMER:			SIZE: D	FROM NO: 00675	DWG. NO: 102211
			SHEET 1 OF 1		REV A